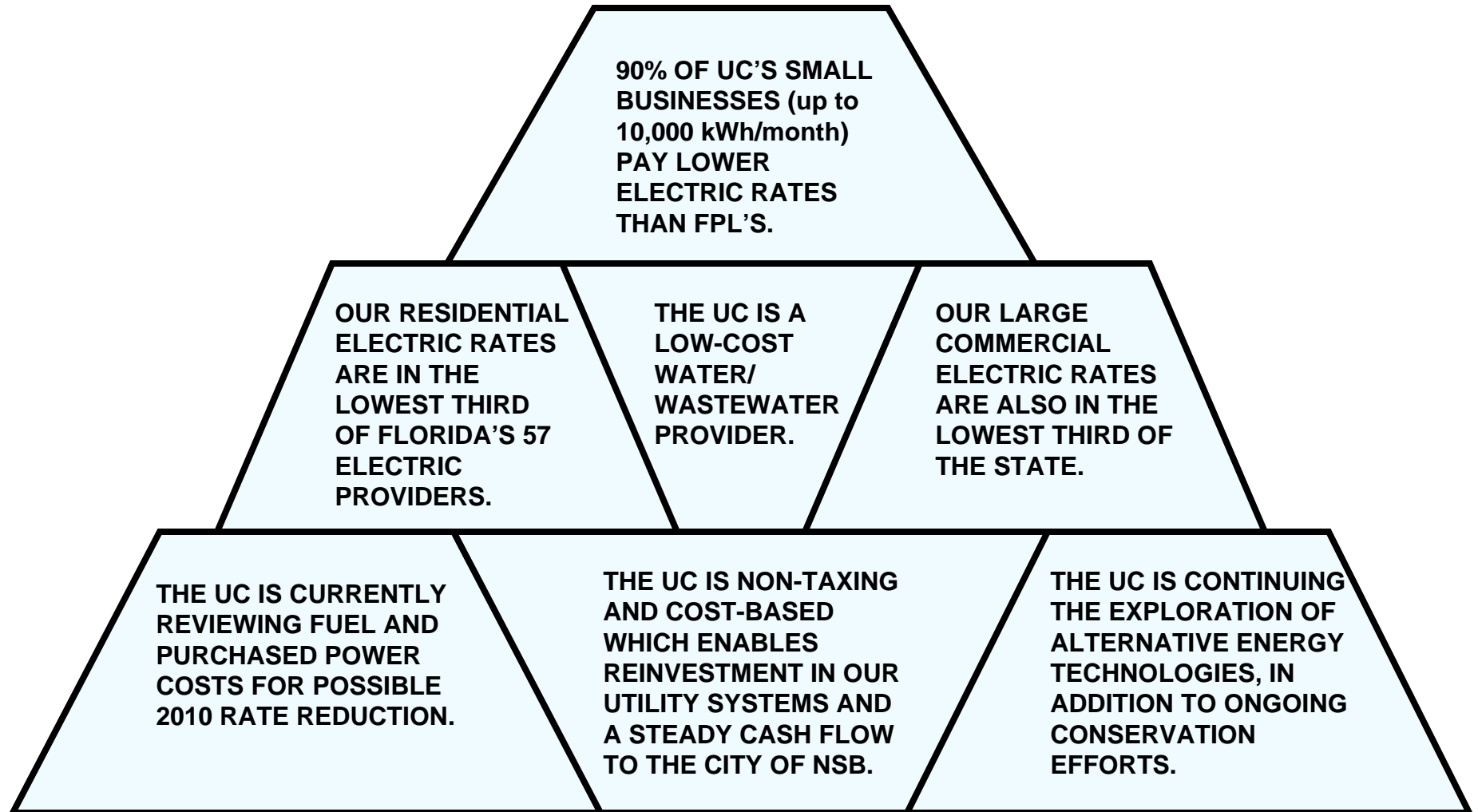


# HOW YOUR LOCAL UTILITY STACKS UP



UTILITIES COMMISSION, CITY OF NEW SMYRNA BEACH, FLORIDA

For further details, please come see us at 200 Canal Street or visit our website, [www.ucnsb.org](http://www.ucnsb.org)



## Informational Fact Sheet Regarding Your Utilities Commission and Commercial Utility Rates

Due to the current economy, any spending has become a concern in everyone's budget. This informational sheet was developed to provide you with a further understanding of Utilities Commission (UC) rates as your local, low-cost utility provider.

Attached is the Florida Municipal Electric Association's (FMEA) October 2009 electric rate comparison which includes comparisons of Florida's listed 33 municipal power systems and four investor-owned electric companies and 15 cooperatives. Rates are complex and very hard to compare fairly, "apples to apples." For example, each system has varying non-inclusive rate charges such as franchise fees, payments to their city general funds, acquisition surcharges, and outside city surcharges. For the Utilities Commission (UC), the required 6% payment to the City of New Smyrna Beach is "embedded" in our rates. In order to make a relative comparison with the closest investor-owned utility (IOU), Florida Power & Light (FPL), an average of 6% was added in the residential rates by FMEA for comparison purposes (the 6% needs to be added for commercial rate comparisons and for cooperative comparisons). There are also varying customer rate classes and varying rates within the consumption blocks of those classes. To assist in understanding the comparisons, brief statements follow:

[1] As previously provided in a UC bill insert in October, **the Utilities Commission's electric costs are in the lowest third of residential electric providers when compared to the listed 33 municipal electric providers and to the 57 total providers within the State of Florida.** In the attached comparison, when compared to FPL (IOU), the UC rate is higher for customers in the 1,000 kWh consumption block. According to FPL's rate structure, the UC block rates are lower than FPL's block rates from 1,000 kWh to 2,500 kWh. As shown in the attached comparison **the UC residential rates are lower than FPL for customers at 2,500 kWh of total consumption.**

[2] **Regarding non-demand and small demand commercial customers ("small businesses"), the UC's electric costs are below the 5 lowest cost municipal systems and the UC's rates are lower than FPL's for customers below the 40 KW – 10,000 kWh consumption level. Approximately 90% of New Smyrna Beach's small businesses are included in the 40 KW – 10,000 kWh consumption level and pay less than FPL.**

[3] **Regarding the Utilities Commission's rates for large demand and/or industrial customers, above the 300 KW – 60,000 kWh consumption level, the UC's electric costs are again in the lowest third of commercial electric providers in the State.** The UC rates in this customer class are higher than FPL's. **This 10% of the UC's commercial customers, which includes the electric usage at the UC's water and wastewater plants, fall within the large demand rate class.**

Some other utilities and some investor-owned utilities provide **rate subsidies, usually for large commercial and industrial customers**; the UC has no rate subsidies. FPL's President & CEO, Armando J. Olivera, recently stated in a letter to its customers, dated September 9, 2009, regarding its current rate proposal to the Florida Public Service Commission, **"Our proposal would eliminate an historic imbalance in rates that has resulted in residential customers and small businesses effectively subsidizing our largest customers"**.

[4] The UC has carried and recovered an approximate \$4.5 million balance in fuel and purchased power costs for over a year to maintain lower electric rates and to assist our customers. **The UC is currently reviewing fuel and purchased power costs for possible rate reductions in 2010.**

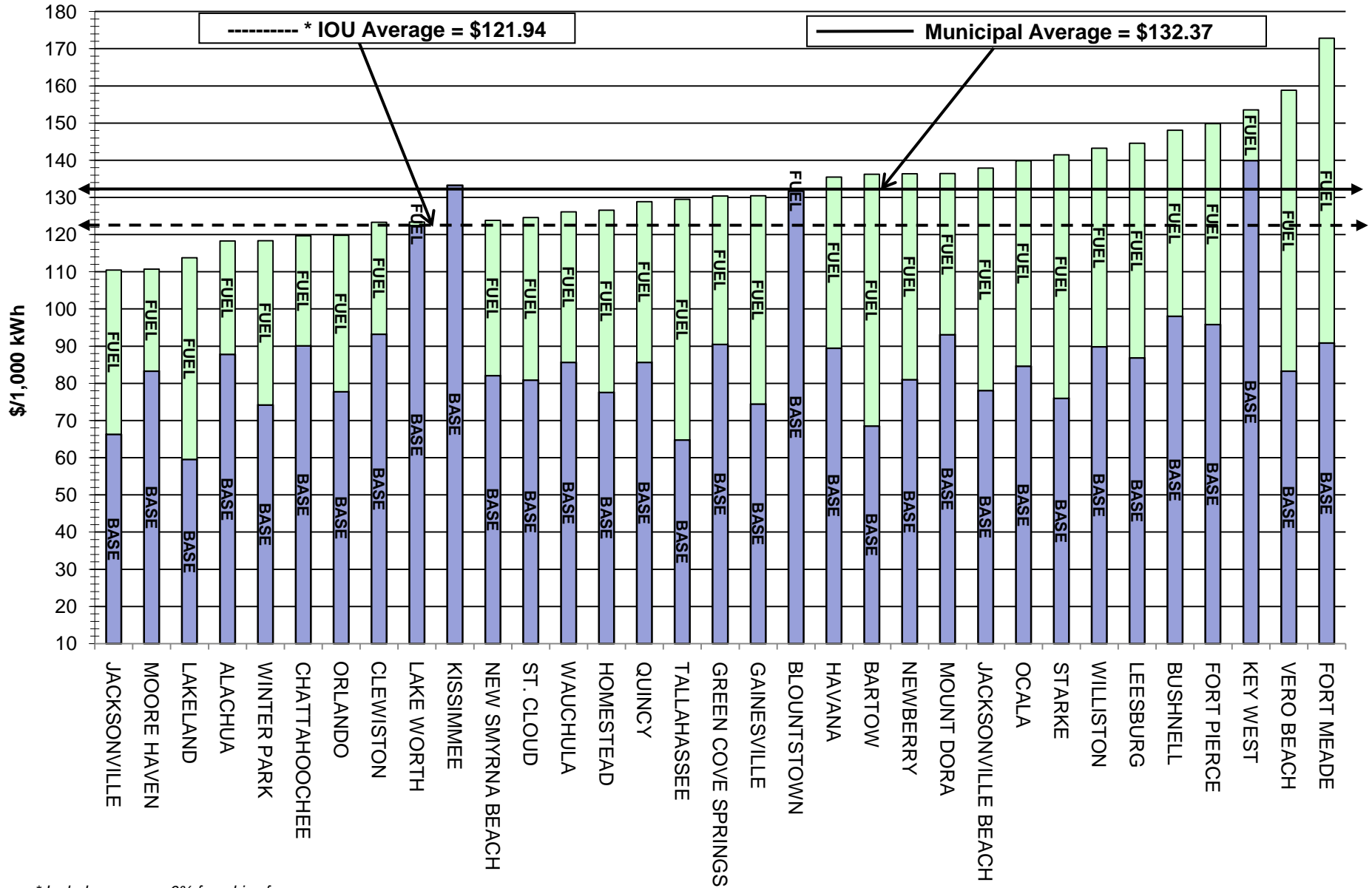
**Informational Fact Sheet Regarding Your Utilities Commission and Commercial Utility Rates**  
**(cont.)**

[5] **The UC is a non-taxing, legislatively-created municipal utility service provider.** Due to our existing regulations and bond covenants for cost-based services, **no customer class does or is allowed to subsidize another.** These requirements extend to all UC services, i.e., no free services are allowed and UC customers do not subsidize new developments and/or businesses nor do UC customers incur the financial risks for private projects. These requirements also protect the UC ratepayers, the rate revenues, and **enables dedicated, continued reinvestment in and maintenance of our utility systems and facilities while providing a steady cash flow to the City of New Smyrna Beach.**

[6] **The UC is also a low cost water, wastewater, and reuse water service provider.** Currently, many municipal water/wastewater providers are often subsidized by taxes and are now facing insufficient revenues with deficiently maintained systems. As reported in local newspapers, many of those municipal systems are now requesting or implementing large rate increases.

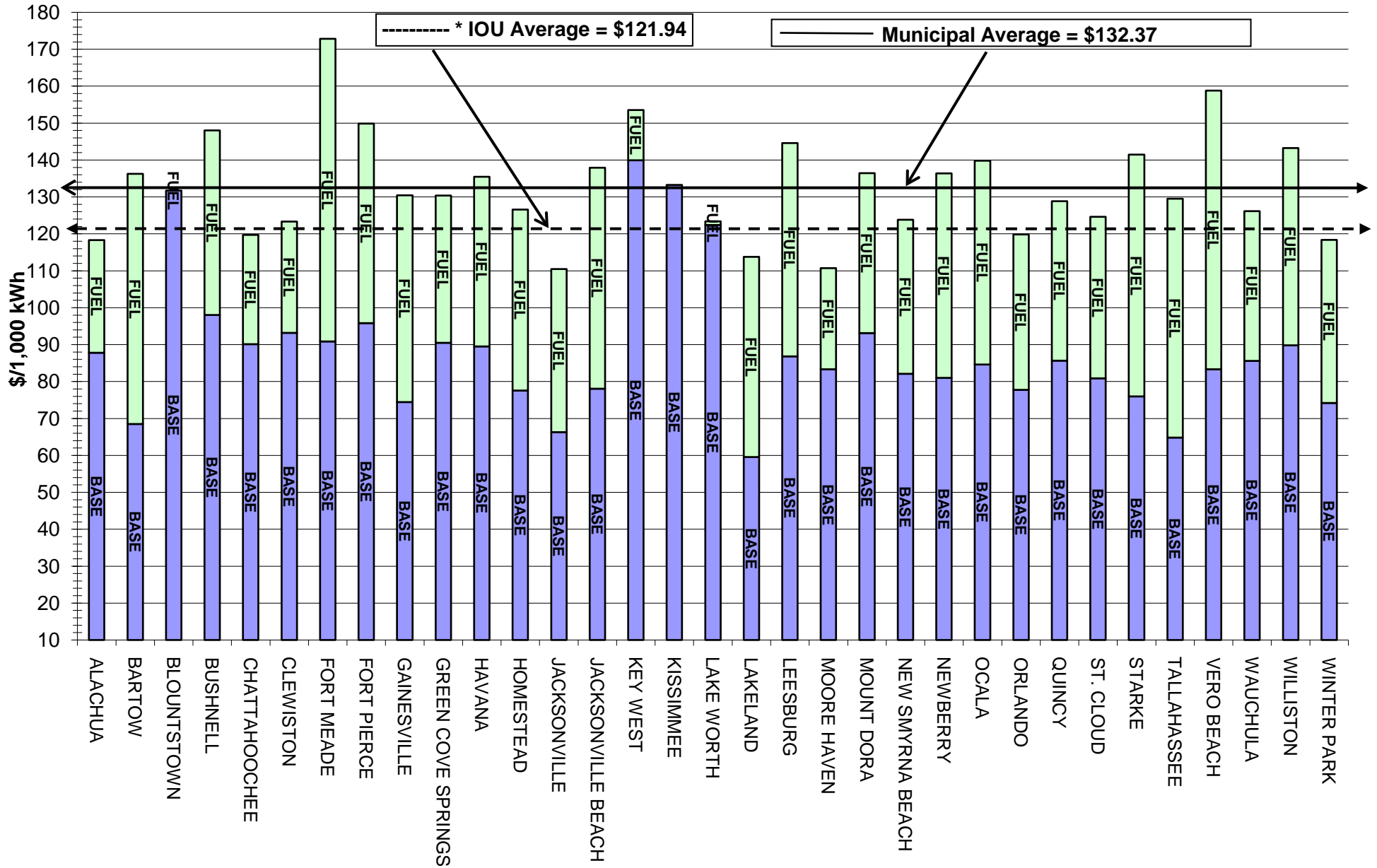
**Thank you for allowing us to provide you with this information and for taking your time to learn more about your local utility provider.**

# Lowest to Highest Residential Bill Comparison, October 2009



\* Includes average 6% franchise fee

# Residential Bill Comparison, October 2009



\* Includes average 6% franchise fee.

**COMPARISON OF RESIDENTIAL ELECTRIC RATES COMPILED BY FLORIDA MUNICIPAL ELECTRIC ASSOCIATION, INC. - [www.publicpower.com](http://www.publicpower.com)**

October 2009			1,000 KWH			A	2,500 KWH			B	
CITY		Customer Charge	Base Rate (Includes Customer Charge)	Fuel or Cost Adjustment	Total	Total with 6% franchise fee payment*	Base Rate (Includes Customer Charge)	Fuel or Cost Adjustment	Total	Total with 6% franchise fee payment*	Additional Tax
ALACHUA		8.00	87.80	30.50	118.30		207.50	76.25	283.75		10%
BARTOW		6.70	68.52	67.74	136.26		161.25	169.35	330.60		10%
BLOUNTSTOWN		3.50	131.71	0.00	131.71		324.02	0.00	324.02		5%
BUSHNELL	AR	7.40	98.05	50.00	148.05		234.03	125.00	359.03		10%
CHATTAHOOCHEE		6.50	90.10	29.61	119.71		178.00	74.02	252.02		NONE
CLEWISTON	AR	6.50	93.20	30.15	123.35		223.50	75.38	298.88		10%
FORT MEADE	AR	12.96	90.86	82.00	172.86		207.71	205.00	412.71		10%
FORT PIERCE	AR	6.01	95.84	54.00	149.84		242.30	135.00	377.30		10%
GAINESVILLE	G	8.45	74.45	56.00	130.45		227.45	140.00	367.45		10%
GREEN COVE SPRINGS	AR	6.00	90.50	39.88	130.38		221.00	99.70	320.70		NONE
HAVANA	AR	6.00	89.50	45.97	135.47		214.75	114.93	329.68		NONE
HOMESTEAD	G	5.60	77.60	48.95	126.55		185.60	122.38	307.98		10%
JACKSONVILLE	G	5.50	66.30	44.16	110.46		157.50	110.40	267.90		10%
JACKSONVILLE BEACH	AR	4.50	78.07	59.84	137.91		188.43	149.60	338.03		NONE
KEY WEST	G, AR	6.75	139.95	13.60	153.55		339.75	34.00	373.75		NONE
KISSIMMEE	G, AR	10.17	133.27	-9.68	123.59		349.55	-24.20	325.35		8%
LAKE WORTH	G, AR	8.50	122.40	1.00	123.40		337.80	2.50	340.30		10%
LAKELAND	G	8.00	59.54	54.25	113.79		149.34	135.63	284.97		10%
LEESBURG	AR	10.41	86.83	57.75	144.58		201.46	144.38	345.84		10%
MOORE HAVEN		8.50	83.30	27.40	110.70		195.50	68.50	264.00		10%
MOUNT DORA		8.44	93.11	43.32	136.43		220.12	108.29	328.41		10%
NEW SMYRNA BEACH	G	5.65	82.10	41.70	123.80		196.77	104.25	301.02		9.25%
NEWBERRY	AR	7.50	81.00	55.36	136.36		191.25	138.40	329.65		10%
OCALA	AR	9.33	84.63	55.21	139.84		197.58	138.03	335.61		10%
ORLANDO	G	8.00	77.75	42.07	119.82		197.38	120.18	317.55		10%
QUINCY		6.00	85.65	43.20	128.85		205.13	108.00	313.13		NONE
ST. CLOUD	G	8.32	80.86	43.75	124.61		205.27	124.98	330.25		8%
STARKE	AR	N/A	75.95	65.50	141.45		230.02	163.75	393.77		10%
TALLAHASSEE	G	6.32	64.80	64.70	129.50		152.52	161.75	314.27		10%
VERO BEACH	G, AR	7.21	83.31	75.51	158.82		197.46	188.78	386.24		10%
WAUCHULA		8.62	85.62	40.53	126.15		201.12	101.33	302.45		10%
WILLISTON		8.00	89.84	53.40	143.24		212.60	133.50	346.10		5%
WINTER PARK		9.35	74.20	44.17	118.37		188.95	125.43	314.38		10%
FL POWER & LIGHT *	G	5.52	52.27	53.51	105.78	112.13	138.42	148.78	287.20	304.43	APPL
GULF POWER *	G	10.00	60.85	57.58	118.43	125.54	137.13	143.95	281.08	297.94	TAXES
PROGRESS ENERGY*	G	8.84	68.13	56.00	124.13	131.58	173.58	155.00	328.58	348.29	ADD
TAMPA ELECTRIC**	G	10.50	53.96	47.99	111.80	118.51	134.15	134.98	293.77	311.40	ADD

\*Rates for municipal utilities INCLUDE payment-in-lieu of tax to the city's general fund. Rates for investor-owned utilities DO NOT INCLUDE franchise fee payments. Columns A and B include average 6% franchise fee for IOUs. AR = FMPA All Requirements; G = Generating utility. \*\*Total includes conservation, capacity, environmental and refund credit (if applicable).

**COMPARISON OF COMMERCIAL ELECTRIC RATES COMPILED BY FLORIDA MUNICIPAL ELECTRIC ASSOCIATION, INC. - [www.publicpower.com](http://www.publicpower.com)**

CITY	Non-Demand - 750 KWH			Non-Demand - 1,500 KWH			30 KW - 6,000 KWH			40 KW-10,000 KWH		
	Base Rate (Includes Customer Charge)	Fuel or Cost Adjustment	Total	Base Rate (Includes Customer Charge)	Fuel or Cost Adjustment	Total	Base Rate (Includes Customer Charge)	Fuel or Cost Adjustment	Total	Base Rate (Includes Customer Charge)	Fuel or Cost Adjustment	Total
ALACHUA	74.00	22.88	96.88	140.00	45.75	185.75	546.60	183.00	729.60	836.50	305.00	1,141.50
BARTOW	66.70	50.81	117.51	126.70	101.61	228.31	523.28	406.44	929.72	771.18	677.40	1,448.58
BLOUNTSTOWN	114.70	0.00	114.70	222.40	0.00	222.40	868.59	0.00	868.59	1,442.98	0.00	1,442.98
BUSHNELL	85.30	37.50	122.80	163.19	75.00	238.19	630.55	300.00	930.55	1,046.00	500.00	1,546.00
CHATTAHOOCHEE	64.58	22.21	86.79	121.65	44.41	166.06	464.10	177.65	641.75	768.50	296.09	1,064.59
CLEWISTON	89.33	22.61	111.94	164.85	45.23	210.08	639.70	180.90	820.60	1,002.50	301.50	1,304.00
FORT MEADE	80.51	61.50	142.01	143.73	123.00	266.73	523.08	492.00	1,015.08	860.25	820.00	1,680.25
FORT PIERCE	78.57	40.50	119.07	151.30	81.00	232.30	628.74	324.00	952.74	954.00	540.00	1,494.00
GAINESVILLE	72.54	42.00	114.54	121.37	84.00	205.37	558.68	336.00	894.68	751.50	560.00	1,311.50
GREEN COVE SPRINGS	74.25	29.91	104.16	142.50	59.82	202.32	631.00	239.27	870.27	955.00	398.79	1,353.79
HAVANA	68.63	34.48	103.11	131.25	68.96	200.21	507.00	275.82	782.82	841.00	459.70	1,300.70
HOMESTEAD	67.42	36.71	104.13	127.19	73.43	200.62	569.37	293.70	863.07	861.47	489.50	1,350.97
JACKSONVILLE	50.79	33.12	83.91	92.77	66.24	159.01	344.68	262.96	609.64	568.60	441.60	1,010.20
JACKSONVILLE BEACH	61.18	44.88	106.06	116.36	89.76	206.12	447.42	359.04	806.46	741.70	598.40	1,340.10
KEY WEST	106.77	10.20	116.97	206.22	20.40	226.62	802.92	81.60	884.52	1,333.32	136.00	1,469.32
KISSIMMEE	111.80	-7.26	104.54	212.52	-14.52	198.00	930.94	-58.08	872.86	1,425.64	-96.80	1,328.84
LAKE WORTH	104.48	0.75	105.23	202.05	1.50	203.55	992.10	6.00	998.10	1,536.00	10.00	1,546.00
LAKELAND	50.68	40.69	91.37	91.36	81.38	172.74	377.45	325.50	702.95	539.08	542.50	1,081.58
LEESBURG	73.00	43.31	116.31	135.59	86.63	222.21	527.67	346.50	874.17	793.12	577.50	1,370.62
MOORE HAVEN	74.43	20.55	94.98	140.35	41.10	181.45	594.80	164.40	759.20	878.50	274.00	1,152.50
MOUNT DORA	82.49	32.49	114.98	146.00	64.98	210.98	469.40	259.90	729.30	723.47	433.17	1,156.64
NEW SMYRNA BEACH	61.92	31.28	93.20	117.80	62.55	180.35	453.05	250.20	703.25	751.05	417.00	1,168.05
NEWBERRY	70.28	41.52	111.80	133.05	83.04	216.09	509.70	332.16	841.86	844.50	553.60	1,274.50
OCALA	68.56	41.41	109.97	124.90	82.82	207.72	504.45	331.26	835.71	758.95	552.10	1,311.05
ORLANDO	64.64	33.63	98.27	119.03	67.26	186.29	456.06	269.04	725.10	660.10	448.40	1,108.50
QUINCY	124.75	32.88	157.53	249.30	64.80	314.10	492.22	379.20	871.42	739.77	592.00	1,331.77
ST. CLOUD	67.23	34.97	102.20	123.79	69.95	193.74	474.30	279.78	754.08	686.50	466.30	1,152.80
STARKE	76.50	49.13	125.63	144.00	98.25	242.25	549.00	393.00	942.00	909.00	655.00	1,600.60
TALLAHASSEE	39.82	48.53	88.34	71.72	97.05	168.77	444.98	388.20	833.18	609.00	647.00	1,256.00
VERO BEACH	66.01	56.63	122.64	123.98	113.27	237.25	513.78	453.06	966.84	793.48	755.10	1,548.58
WAUCHULA	85.10	30.40	115.50	143.60	60.80	204.40	619.10	243.18	862.28	933.80	405.30	1,339.10
WILLISTON	79.04	40.05	119.09	143.07	80.10	223.17						
WINTER PARK	61.48	36.25	97.73	110.62	72.52	183.14	371.50	290.04	661.54	565.82	483.40	1,049.22
FL POWER & LIGHT *	47.96	42.71	90.67	87.13	85.43	172.56	369.33	341.64	710.97	515.73	569.40	1,085.13
GULF POWER *	56.17	43.19	99.36	99.34	86.37	185.71	345.08	345.48	690.56	497.60	575.80	1,073.40
PROGRESS ENERGY*	56.92	44.50	101.42	102.16	89.00	191.15	329.51	355.98	685.49	500.59	593.30	1,093.89
TAMPA ELECTRIC**	45.72	38.62	91.51	80.84	77.24	172.51	292.26	308.94	658.50	480.10	514.90	1,090.50

\*Rates for municipal utilities INCLUDE payment-in-lieu of tax to the city's general fund. Rates for investor-owned utilities DO NOT INCLUDE franchise fee payments, which average 6% across Florida. AR = FMPA All Requirements: G = Generating utility. \*\*Total includes conservation, capacity, environmental and refund credit (if applicable).

**COMPARISON OF COMMERCIAL ELECTRIC RATES COMPILED BY FLORIDA MUNICIPAL ELECTRIC ASSOCIATION, INC. - www.publicpower.com**

CITY	75 KW - 15,000 KWH			75 KW - 30,000 KWH			150 KW - 30,000 KWH			150 KW - 60,000 KWH		
	Base Rate (Includes Customer Charge)	Fuel or Cost Adjustment	Total	Base Rate (Includes Customer Charge)	Fuel or Cost Adjustment	Total	Base Rate (Includes Customer Charge)	Fuel or Cost Adjustment	Total	Base Rate (Includes Customer Charge)	Fuel or Cost Adjustment	Total
ALACHUA	1,332.75	457.50	1,790.25	2,196.75	915.00	3,111.75	2,643.00	915.00	3,558.00	4,371.00	1,830.00	6,201.00
BARTOW	1,279.73	1,016.10	2,295.83	1,878.23	2,032.20	3,910.43	2,540.48	2,032.20	4,572.68	3,737.48	4,064.40	7,801.88
BLOUNTSTOWN												
BUSHNELL	1,684.70	750.00	2,434.70	2,787.95	1,500.00	4,287.95	3,346.70	1,500.00	4,846.70	5,553.20	3,000.00	8,553.20
CHATTAHOOCHEE	1,149.00	444.14	1,593.14	2,290.50	888.27	3,178.77	2,606.03	888.27	3,494.30	4,457.03	1,776.54	6,233.57
CLEWISTON	1,537.00	452.25	1,989.25	2,762.50	904.50	3,667.00	3,032.50	904.50	3,937.00	5,483.50	1,809.00	7,292.50
FORT MEADE	1,281.78	1,230.00	2,511.78	2,404.10	2,460.00	4,864.10	3,110.60	2,460.00	5,570.60	4,718.60	4,920.00	9,638.60
FORT PIERCE	1,512.90	810.00	2,322.90	2,478.75	1,620.00	4,098.75	2,986.50	1,620.00	4,606.50	4,918.20	3,240.00	8,158.20
GAINESVILLE	1,341.67	840.00	2,181.67	1,840.44	1,680.00	3,520.44	2,422.34	1,680.00	4,102.34	3,419.88	3,360.00	6,779.88
GREEN COVE SPRINGS	1,540.00	598.19	2,138.19	2,455.00	1,196.37	3,651.37	3,055.00	1,196.37	4,251.37	4,885.00	2,392.74	7,277.74
HAVANA	1,258.50	689.55	1,948.05	2,511.00	1,379.10	3,890.10	2,511.00	1,379.10	3,890.10	5,016.00	2,758.20	7,774.20
HOMESTEAD	1,369.92	734.25	2,104.17	2,226.42	1,468.50	3,694.92	2,704.17	1,468.50	4,172.67	4,417.17	2,937.00	7,354.17
JACKSONVILLE	1,124.45	662.40	1,786.85	1,571.15	1,324.80	2,895.95	2,168.90	1,324.80	3,493.70	3,062.30	2,649.60	5,711.90
JACKSONVILLE BEACH	1,542.80	897.60	2,440.40	2,431.85	1,795.20	4,227.05	3,069.35	1,795.20	4,864.55	4,847.45	3,590.40	8,437.85
KEY WEST	2,236.32	204.00	2,440.32	3,907.32	408.00	4,315.32	4,451.82	408.00	4,859.82	7,793.82	816.00	8,609.82
KISSIMMEE	2,244.04	-145.20	2,098.84	3,765.79	-290.40	3,475.39	4,432.54	-290.40	4,142.14	7,476.04	-580.80	6,895.24
LAKE WORTH												
LAKELAND	898.61	813.75	1,712.36	1,242.23	1,627.50	2,869.73	1,767.23	1,627.50	3,394.73	2,454.45	3,255.00	5,709.45
LEESBURG	1,315.27	866.25	2,181.52	1,925.17	1,732.50	3,657.67	2,608.42	1,732.50	4,340.92	3,828.22	3,465.00	7,293.22
MOORE HAVEN	1,436.75	411.00	1,847.75	2,161.25	822.00	2,983.25	2,840.00	822.00	3,662.00	4,289.00	1,644.00	5,933.00
MOUNT DORA	1,145.01	649.76	1,794.77	1,924.53	1,299.51	3,224.04	2,271.03	1,299.51	3,570.54	3,830.07	2,599.02	6,429.09
NEW SMYRNA BEACH	1,514.75	625.50	2,140.25	2,489.75	1,251.00	3,740.75	2,996.00	1,251.00	4,247.00	4,946.00	2,502.00	7,448.00
NEWBERRY	1,384.50	830.40	2,214.90	2,004.00	1,660.80	3,664.80	2,754.00	1,660.80	4,414.80	3,993.00	3,321.60	7,314.60
OCALA	1,246.04	828.15	2,074.19	1,912.49	1,656.30	3,568.79	2,509.78	1,656.30	4,163.08	3,810.88	3,312.60	7,123.48
ORLANDO	1,095.15	672.60	1,767.75	1,560.30	1,345.20	2,905.50	2,160.30	1,345.20	3,505.50	3,090.60	2,690.40	5,781.00
QUINCY	1,206.75	948.00	1,554.75	2,113.50	1,596.00	3,709.50	2,413.50	1,896.00	4,309.50	4,227.00	3,192.00	7,419.00
ST. CLOUD	1,138.95	699.45	1,838.40	1,622.70	1,398.90	3,021.60	2,246.70	1,398.90	3,645.60	3,214.20	2,797.80	6,012.00
STARKE	1,395.00	982.50	2,377.50	2,709.00	1,965.00	4,674.00	2,709.00	1,965.00	4,674.00	5,409.00	3,930.00	9,339.00
TALLAHASSEE	1,033.40	970.50	2,003.90	1,282.85	1,941.00	3,223.85	2,014.10	1,941.00	3,955.10	2,513.00	3,882.00	6,395.00
VERO BEACH	1,228.83	1,132.65	2,361.48	2,134.83	2,265.30	4,400.13	2,420.58	2,265.30	4,685.88	4,232.58	4,530.60	8,763.18
WAUCHULA	1,450.25	607.95	2,058.20	2,425.25	1,215.90	3,641.15	2,835.50	1,215.90	4,051.40	4,785.50	2,431.80	7,217.30
WILLISTON												
WINTER PARK	909.52	725.10	1,634.62	1,470.22	1,450.20	2,920.42	1,806.22	1,450.20	3,256.42	2,927.62	2,900.40	5,828.02
FL POWER & LIGHT *	871.98	854.10	1,726.08	1,132.23	1,708.20	2,840.43	1,709.73	1,708.20	3,417.93	2,230.23	3,416.40	5,646.63
GULF POWER *	810.20	863.70	1,673.90	1,178.90	1,727.40	2,906.30	1,585.40	1,727.40	3,312.80	2,322.80	3,454.80	5,777.60
PROGRESS ENERGY*	806.24	889.95	1,696.19	1,294.79	1,779.90	3,074.69	1,600.79	1,779.90	3,380.69	2,577.89	3,559.80	6,137.69
TAMPA ELECTRIC**	902.25	772.35	1,795.80	1,128.15	1,544.70	2,924.25	1,747.50	1,544.70	3,534.60	2,199.30	3,089.40	5,791.50

\*Rates for municipal utilities INCLUDE payment-in-lieu of tax to the city's general fund. Rates for investor-owned utilities DO NOT INCLUDE franchise fee payments, which average 6% across Florida. AR = FMPA All Requirements: G = Generating utility. \*\*Total includes conservation, capacity, environmental and refund credit (if applicable).

**COMPARISON OF COMMERCIAL/INDUSTRIAL ELECTRIC RATES COMPILED BY FLORIDA MUNICIPAL ELECTRIC ASSOCIATION, INC. - [www.publicpower.com](http://www.publicpower.com)**

CITY	300 KW - 60,000 KWH			300 KW - 120,000 KWH			500 KW - 100,000 KWH			500 KW - 200,000 KWH			Additional Tax
	Base Rate (Includes Customer Charge)	Fuel or Cost Adjustment	Total	Base Rate (Includes Customer Charge)	Fuel or Cost Adjustment	Total	Base Rate (Includes Customer Charge)	Fuel or Cost Adjustment	Total	Base Rate (Includes Customer Charge)	Fuel or Cost Adjustment	Total	
ALACHUA	5,263.50	1,830.00	7,093.50	8,719.50	3,660.00	12,379.50	8,758.50	3,050.00	11,808.50	17,492.50	6,100.00	23,592.50	0%
BARTOW	5,061.98	4,064.40	9,126.38	7,455.98	8,128.80	15,584.78	8,423.98	6,774.00	15,197.98	12,413.98	13,548.00	25,961.98	0%
BLOUNTSTOWN													0%
BUSHNELL	6,670.70	3,000.00	9,670.70	11,083.70	6,000.00	17,083.70	11,102.70	5,000.00	16,102.70	18,457.70	10,000.00	28,457.70	0%
CHATTAHOOCHEE	5,210.60	1,776.54	6,987.14	8,912.60	592.18	9,504.78	8,682.10	2,960.90	11,643.00	14,852.10	5,921.80	20,773.90	0%
CLEWISTON	6,023.50	1,809.00	7,832.50	10,925.50	3,618.00	14,543.50	10,011.50	3,015.00	13,026.50	18,181.50	6,030.00	24,211.50	0%
FORT MEADE	6,131.60	4,920.00	11,051.60	9,347.60	9,840.00	19,187.60	10,159.60	8,200.00	18,359.60	15,519.60	16,400.00	31,919.60	0%
FORT PIERCE	5,933.70	3,240.00	9,173.70	9,797.10	6,480.00	16,277.10	9,863.30	5,400.00	15,263.30	16,302.30	10,800.00	27,102.30	0%
GAINESVILLE	4,583.66	3,360.00	7,943.66	6,578.77	6,720.00	13,298.77	7,465.47	5,600.00	13,065.47	10,790.61	11,200.00	21,990.61	0%
GREEN COVE SPRINGS	6,085.00	2,392.74	8,477.74	9,745.00	4,785.48	14,530.48	10,125.00	3,987.90	14,112.90	16,225.00	7,975.80	24,200.80	0%
HAVANA	5,016.00	2,758.20	7,774.20	10,026.00	5,516.40	15,542.40	8,356.00	4,597.00	12,953.00	16,706.00	9,194.00	25,900.00	0%
HOMESTEAD	5,372.67	2,937.00	8,309.67	8,798.67	5,874.00	14,672.67	8,930.67	4,895.00	13,825.67	14,640.67	9,790.00	24,430.67	0%
JACKSONVILLE	4,257.80	2,649.60	6,907.40	6,044.60	5,299.20	11,343.80	7,043.00	4,416.00	11,459.00	10,021.00	8,832.00	18,853.00	0%
JACKSONVILLE BEACH	6,122.45	3,590.40	9,712.85	9,678.65	7,180.80	16,859.45	10,193.25	5,984.00	16,177.25	16,120.25	11,968.00	28,088.25	0%
KEY WEST	8,882.82	816.00	9,698.82	15,566.82	1,632.00	17,198.82	14,790.82	1,360.00	16,150.82	25,930.82	2,720.00	28,650.82	0%
KISSIMMEE	8,809.54	-580.80	8,228.74	14,896.54	-1,161.60	13,734.94	15,446.12	-968.00	14,478.12	24,755.12	-1,936.00	22,819.12	0%
LAKE WORTH													0%
LAKELAND	3,504.45	3,255.00	6,759.45	4,878.90	6,510.00	11,388.90	6,014.75	5,425.00	11,439.75	8,074.50	10,850.00	18,924.50	0%
LEESBURG	5,194.72	3,465.00	8,659.72	7,634.32	6,930.00	14,564.32	8,643.12	5,775.00	14,418.12	12,709.12	11,550.00	24,259.12	0%
MOORE HAVEN	5,646.50	1,644.00	7,290.50	8,544.50	3,288.00	11,832.50	9,388.50	2,740.00	12,128.50	14,218.50	5,480.00	19,698.50	0%
MOUNT DORA	4,523.07	2,599.02	7,122.09	7,641.15	5,198.04	12,839.19	7,525.79	4,331.70	11,857.49	12,722.59	8,663.40	21,385.99	0%
NEW SMYRNA BEACH	5,583.50	2,502.00	8,085.50	9,183.50	5,004.00	14,187.50	9,283.50	4,170.00	13,453.50	15,283.50	8,340.00	23,623.50	0%
NEWBERRY	5,085.00	3,321.60	8,406.60	7,425.00	6,643.20	12,585.00	8,445.00	5,536.00	13,981.00	12,345.00	11,072.00	23,417.00	0%
OCALA	5,036.90	3,312.60	8,349.50	7,637.30	6,625.20	14,262.50	8,705.45	5,521.00	14,226.45	13,118.45	11,042.00	24,160.45	0%
ORLANDO	4,290.60	2,690.40	6,981.00	6,151.20	5,380.80	11,532.00	7,131.00	4,484.00	11,615.00	10,232.00	8,968.00	19,200.00	0%
QUINCY	4,827.00	3,792.00	8,619.00	8,454.00	6,384.00	14,838.00	8,045.00	6,320.00	14,365.00	14,090.00	10,640.00	24,730.00	0%
ST. CLOUD	4,462.20	2,797.80	7,260.00	6,397.20	5,595.60	11,992.80	7,416.20	4,663.00	12,079.20	10,641.20	9,326.00	19,967.20	0%
STARKE	5,409.00	3,930.00	9,339.00	10,809.00	7,860.00	18,669.00	9,009.00	6,550.00	15,559.00	18,009.00	13,100.00	31,109.00	0%
TALLAHASSEE	3,975.50	3,882.00	7,857.50	4,973.30	7,764.00	12,737.30	6,548.70	6,470.00	13,018.70	8,169.70	12,940.00	21,109.70	0%
VERO BEACH	4,804.08	4,530.60	9,334.68	8,428.08	9,061.20	17,489.28	7,982.08	7,551.00	15,533.08	14,022.08	15,102.00	29,124.08	0%
WAUCHULA	5,605.00	2,431.80	8,037.80	9,506.00	4,863.60	14,369.60	9,300.00	4,053.00	13,353.00	15,800.00	8,106.00	23,906.00	0%
WILLISTON													0%
WINTER PARK	3,599.62	2,900.40	6,500.02	5,842.42	5,800.80	11,643.22	5,907.16	4,785.66	10,692.82	9,607.78	9,571.32	19,179.10	0%
FL POWER & LIGHT *	3,385.23	3,416.40	6,801.63	4,426.23	6,832.80	11,259.03	6,043.11	5,689.00	11,732.11	7,466.11	11,378.00	18,844.11	0%
GULF POWER *	3,135.80	3,454.80	6,590.60	4,610.60	6,909.60	11,520.20	6,204.00	5,664.00	11,868.00	7,878.00	11,328.00	19,206.00	0%
PROGRESS ENERGY*	3,189.89	3,559.80	6,749.69	5,144.09	7,119.60	12,263.69	5,233.18	5,874.00	11,107.18	8,457.38	11,748.00	20,205.38	0%
TAMPA ELECTRIC**	3,438.00	3,089.40	7,012.20	4,341.60	6,178.80	11,526.00	5,692.00	5,149.00	11,649.00	7,198.00	10,298.00	19,172.00	0%

\*Rates for municipal utilities INCLUDE payment-in-lieu of tax to the city's general fund. Rates for investor-owned utilities DO NOT INCLUDE franchise fee payments, which average 6% across Florida. AR = FMPA All Requirements: G = Generating utility. \*\*Total includes conservation, capacity, environmental and refund credit (if applicable).

# FLORIDA ELECTRIC COOPERATIVES ASSOCIATION

## RESIDENTIAL RATE COMPARISON REPORT

Oct-09

<b>COOPERATIVE</b>	500 KWH	750 KWH	<b>1000</b> <b>KWH</b>	1500 KWH	2000 KWH	2500 KWH
CENTRAL FLORIDA	\$67.50	\$93.75	\$120.00	\$177.50	\$235.00	\$292.50
CHOCTAWHATCHEE	\$80.78	\$109.17	\$137.56	\$194.34	\$251.12	\$307.90
CLAY	\$60.15	\$84.73	\$109.30	\$163.45	\$217.60	\$271.75
ESCAMBIA RIVER	\$85.50	\$115.75	\$146.00	\$206.50	\$267.00	\$327.50
FLORIDA KEYS	\$66.46	\$94.68	\$122.91	\$179.37	\$235.82	\$292.28
GLADES	\$73.56	\$102.58	\$131.61	\$196.17	\$260.72	\$327.78
GULF COAST	\$79.55	\$109.60	\$139.65	\$199.75	\$259.85	\$319.95
LEE COUNTY	\$61.98	\$97.05	\$114.16	\$171.69	\$229.22	\$286.75
PEACE RIVER	\$72.10	\$102.03	\$131.95	\$191.80	\$251.65	\$311.50
SUMTER	\$70.18	\$98.01	\$125.85	\$181.53	\$237.20	\$292.88
SUWANNEE VALLEY	\$66.10	\$93.15	\$120.20	\$174.30	\$228.40	\$282.50
TALQUIN	\$68.45	\$97.68	\$126.90	\$185.35	\$243.80	\$302.25
TRI-COUNTY	\$72.25	\$99.63	\$127.00	\$181.75	\$236.50	\$291.25
WEST FLORIDA	\$81.90	\$112.90	\$143.90	\$205.90	\$267.90	\$329.90
WITHLACOOCHEE R.	\$66.66	\$92.48	\$118.31	\$169.97	\$221.62	\$273.28

**RATES DO NOT INCLUDE FRANCHISE FEES OR GROSS RECEIPTS TAX.**

RATES LISTED ABOVE ARE NET OF ALL FUEL COST OR OTHER ADJUSTMENTS.